



# 2008-2009 GMT Quarterly Report for District (or Undistricted) **District 22 B**



GMT: **SCOTT A. STORMS**

Location: **MARYLAND**

GMT CA: **1 & 2**

## CLUBS

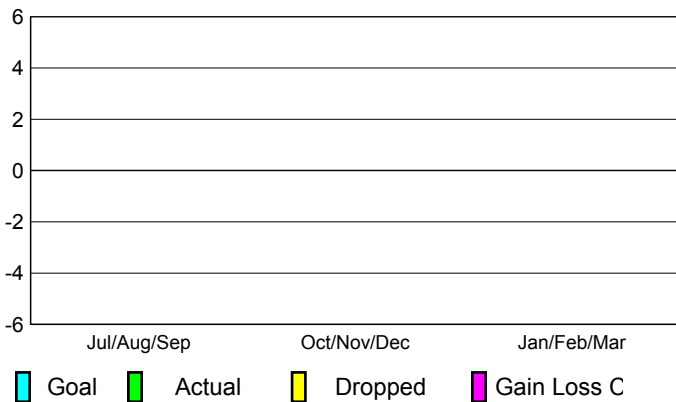
### Club Results 2008-2009

### Clubs 2007-2008

| Month         | New Club Goal | Actual New Clubs | Actual Dropped Clubs | Gain/Loss of Clubs | Gain/Loss of Clubs |
|---------------|---------------|------------------|----------------------|--------------------|--------------------|
| Jul/Aug/Sep   | 0             | 0                | 0                    | 0                  | 0                  |
| Oct/Nov/Dec   | 0             | 0                | 0                    | 0                  | 0                  |
| Jan/Feb/Mar   | 0             | 0                | 0                    | 0                  | 0                  |
| <b>Totals</b> | <b>0</b>      | <b>0</b>         | <b>0</b>             | <b>0</b>           | <b>0</b>           |


### Club Results 2008-2009

Goal, New, Dropped, Gain/Loss



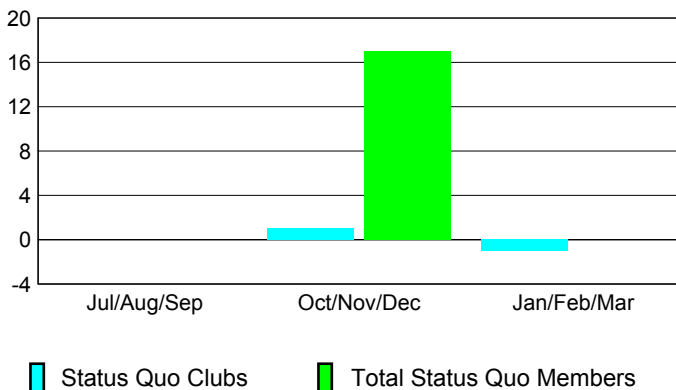
### Comparison of Club Gain/Loss

Current Year Compared to the Previous Year



### YTD Status Quo Clubs 2008-2009

Status Quo Clubs Compared to Status Quo Members



## MEMBERSHIP

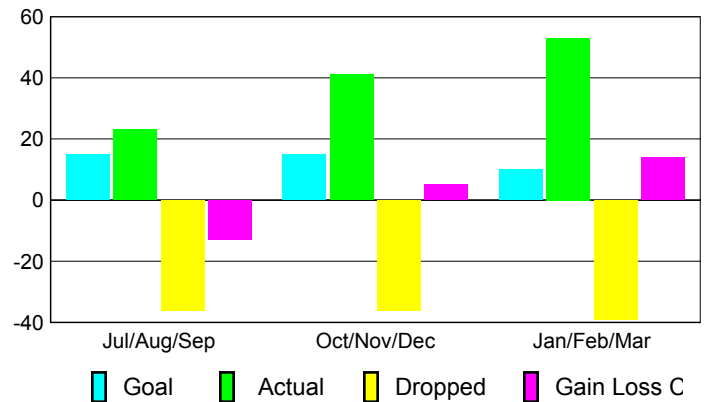
### Membership Results 2008-2009

### Membership 2007-2008

| Month         | Net Memb Goal | Actual New Memb | Actual Dropped Memb | Gain/Loss of Memb | Gain/Loss of Memb |
|---------------|---------------|-----------------|---------------------|-------------------|-------------------|
| Jul/Aug/Sep   | 15            | 23              | -36                 | -13               | -22               |
| Oct/Nov/Dec   | 15            | 41              | -36                 | 5                 | 24                |
| Jan/Feb/Mar   | 10            | 53              | -39                 | 14                | 1                 |
| <b>Totals</b> | <b>40</b>     | <b>117</b>      | <b>-111</b>         | <b>6</b>          | <b>3</b>          |

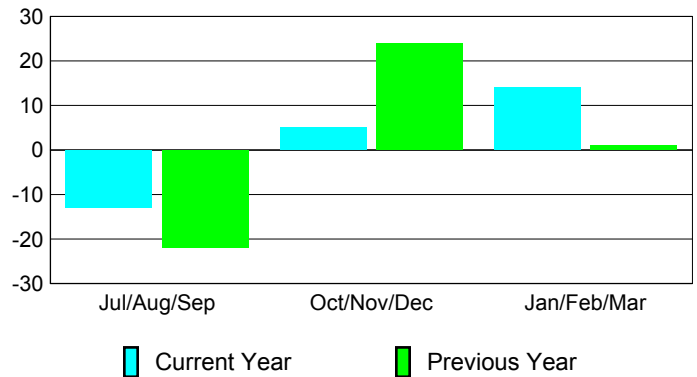
### Membership Results 2008-2009

Goal, New, Dropped, Gain/Loss



### Comparison of Membership Gain/Loss

Current Year Compared to the Previous Year



### Gender Comparison 2008-2009

